


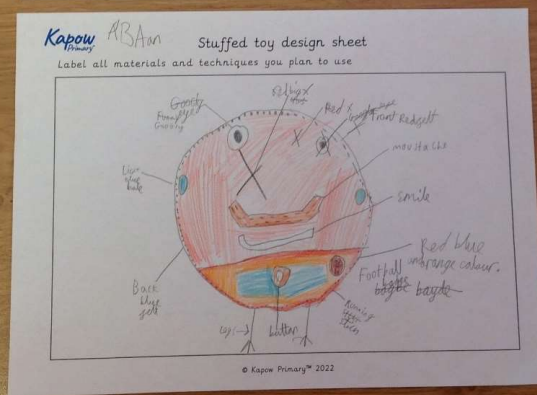
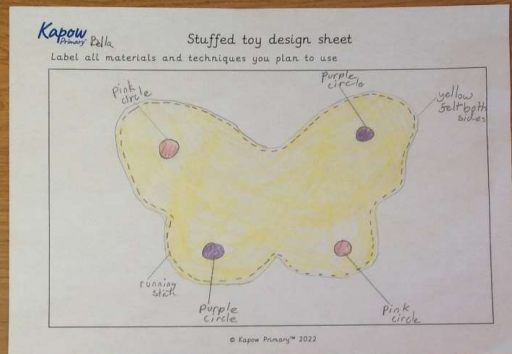
Year 5 Design and Technology

In Year 5 we designed and made stuffed toys for young children.

We used:
fabric
thread
needles
buttons
cotton wool
ribbons




We had to sew two pieces of material together and put stuffing inside.



We then designed and labelled our stuffed toys.

We chose to use either a butterfly or round design as we had difficulties cutting through the thick material.



What went well:

The running stitch to join the material together.

Attaching buttons using needle and thread.

The final outcome is colourful and fit for purpose.

Putting the stuffing inside.

Tricky parts:

We found cutting fabric really difficult.

We found threading the string through the needle very challenging

Next time we would:

Make larger soft toys without using a pre cut template.